

GONE INTERNATIONAL: MOBILITY WORKS

FINDINGS ON THE 2014-15 GRADUATING COHORT

ACADEMIC OUTCOMES

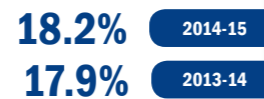


GAINED A 1ST OR A 2.1

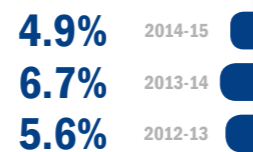


6 MONTHS AFTER GRADUATION

IN STUDY OR WORK & STUDY



UNEMPLOYED



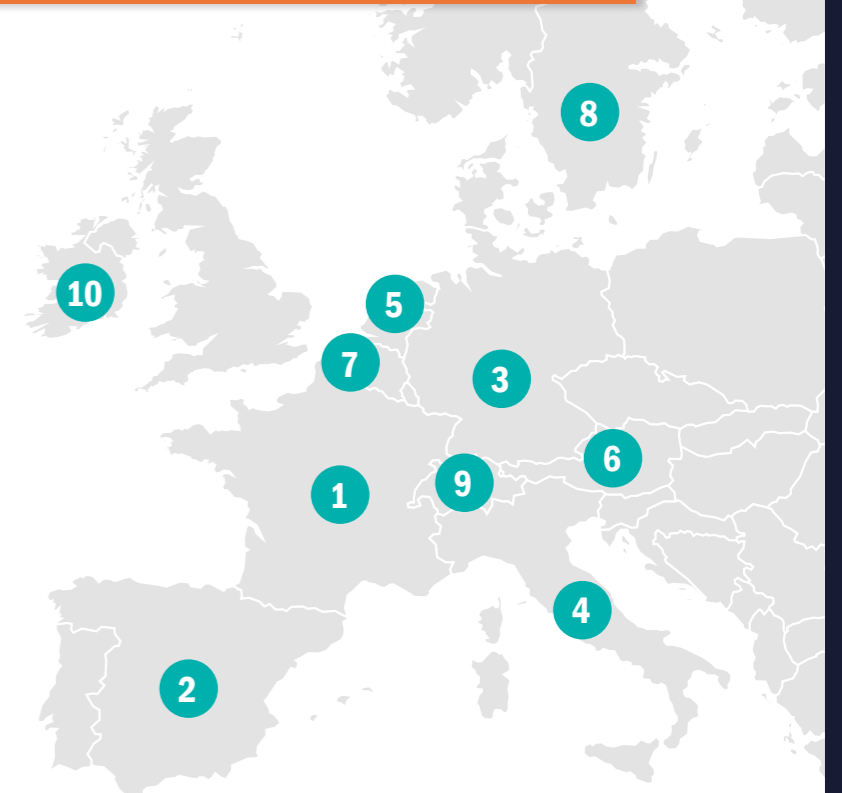
IN A GRADUATE LEVEL JOB



STARTING SALARY



THE ERASMUS PROGRAMME REPRESENTS 55% OF MOBILITIES



- | | | | |
|----|-------------|-------|-------|
| 1 | FRANCE | 4,805 | 36.0% |
| 2 | SPAIN | 3,340 | 25.0% |
| 3 | GERMANY | 1,875 | 14.0% |
| 4 | ITALY | 1,005 | 7.5% |
| 5 | NETHERLANDS | 410 | 3.1% |
| 6 | AUSTRIA | 245 | 1.8% |
| 7 | BELGIUM | 220 | 1.7% |
| 8 | SWEDEN | 180 | 1.3% |
| 9 | SWITZERLAND | 145 | 1.1% |
| 10 | IRELAND | 140 | 1.1% |

Graduates from more **disadvantaged backgrounds** who were mobile during their degree had a **higher salary** than their non-mobile peers.



Black and Asian graduates who were mobile were 70-71% **less likely to be unemployed** than their non-mobile peers.



The numbers show the total mobilities (n) and % of Erasmus+ mobilities for UK students undertaking Erasmus+ placements.